


Name: _____




Summer BINGO

(Entering Kindergarten)

Directions: Complete 15 activities of your choice. Return your BINGO board to your Kindergarten teacher in September.

Draw a picture and write a sentence about it.	Practice writing your first and last name. Then identify the letters in your name.	Complete the attached addition worksheet.	Count to 20 by 1's.
Complete the attached subtraction worksheet.	Complete the attached rhyming worksheet.	Go on a shape hunt. Find an object that is a rectangle, circle, square, and triangle. Draw a picture of them.	Complete the attached scissor practice worksheet.
Complete the attached syllables worksheet.	Complete the attached summer fun, count and color worksheet.	Complete the attached uppercase/lowercase letter match activity.	Find 2 objects in your house that rhyme and draw a picture of them.
Read a book with someone in your family. Discuss the role of the author/illustrator.	Count to 20 by 1's.	Practice writing your first and last name. Then identify the letters in your name.	Practice writing numbers 1-10.
Go on a nature walk. Find 3 small rocks, 4 green leaves, and 5 sticks. Count each set of objects.	Visit the local library and read two books with a family member.	Draw a pattern using crayons or markers on a piece of paper.	Sing the ABCs.




Under the Sea


Name _____

Addition

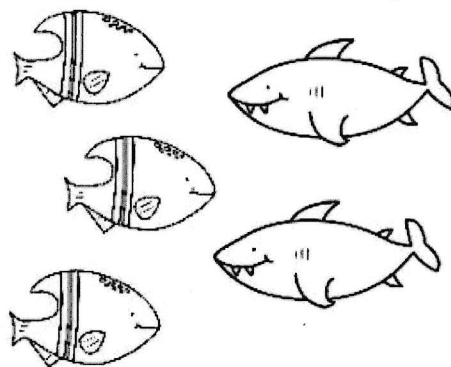
Directions: Count the creatures under the sea. Add them together. Then color the pictures.



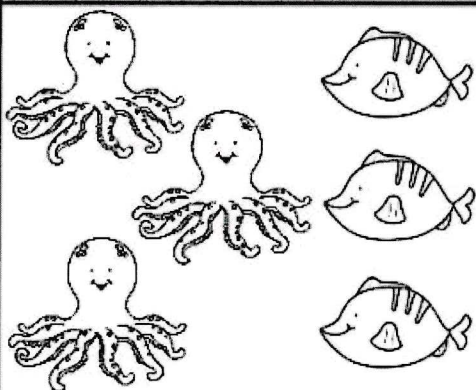
+ =



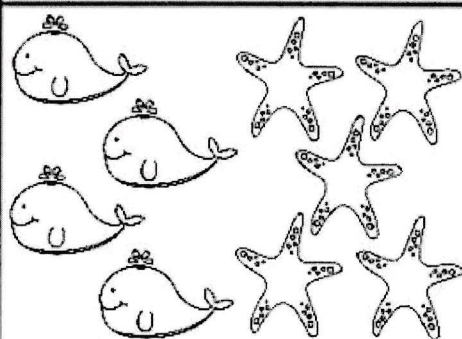
+ =




+ =



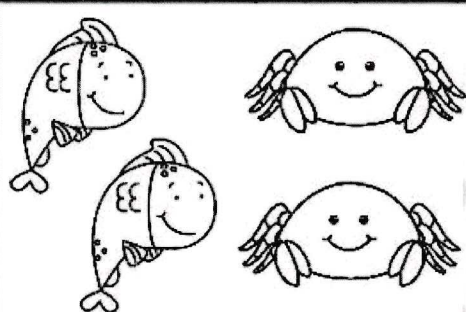
+ =




+ =



+ =



+ =



+ =




Sea Creatures


Name _____

Subtraction


Directions: Use the pictures to solve the problems. Then color the pictures.




$$4 - 2 = \underline{\quad}$$




$$3 - 1 = \underline{\quad}$$




$$6 - 4 = \underline{\quad}$$



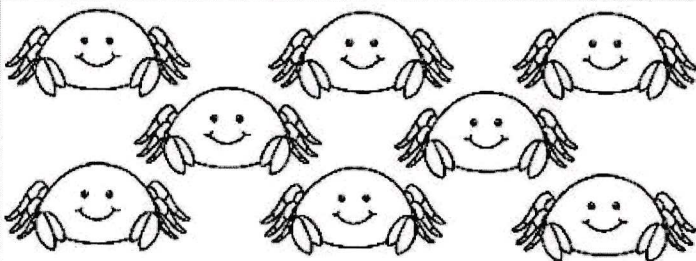
$$8 - 5 = \underline{\quad}$$



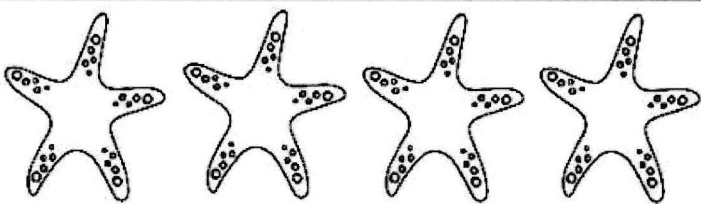
$$7 - 4 = \underline{\quad}$$




$$5 - 3 = \underline{\quad}$$



$$8 - 4 = \underline{\quad}$$






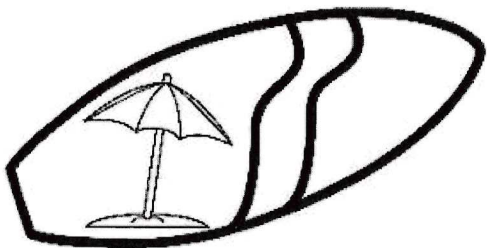

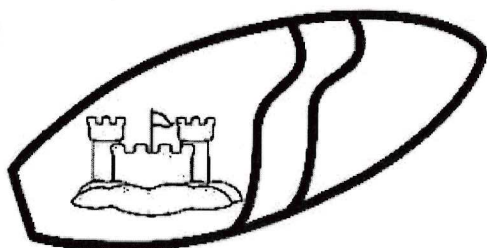

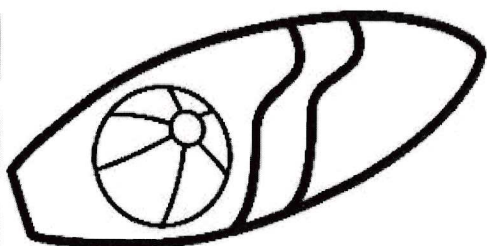

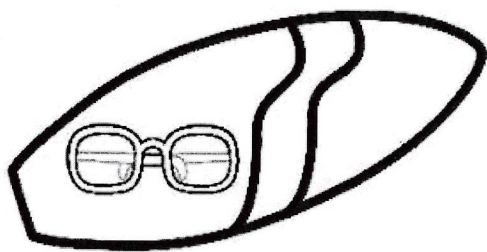
$$4 - 1 = \underline{\quad}$$




Name _____

Surfing Syllables

Directions: Help the surfer ride the waves. Say the word pictured on each surf board. Count how many syllables. Then draw a line from the board over that many waves.






Name _____

Rhyming Words


Flip Flop Pairs

Directions: Sort the flip flops into pairs. Find two that rhyme and color them the same color.



Name: _____

Draw a picture and write a sentence about it.





Handwriting practice lines consisting of a solid top line, a dashed middle line, and a solid bottom line.



Handwriting practice lines consisting of a solid top line, a dashed middle line, and a solid bottom line.



Handwriting practice lines consisting of a solid top line, a dashed middle line, and a solid bottom line.



Handwriting practice lines consisting of a solid top line, a dashed middle line, and a solid bottom line.






Handwriting practice lines consisting of a solid top line, a dashed middle line, and a solid bottom line.



Handwriting practice lines consisting of a solid top line, a dashed middle line, and a solid bottom line.

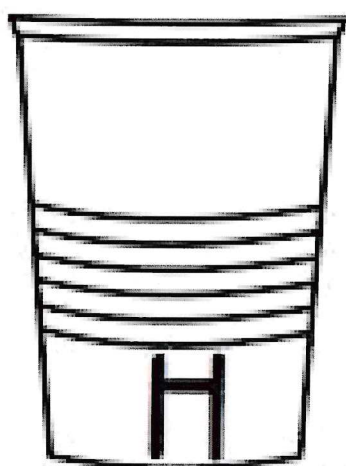

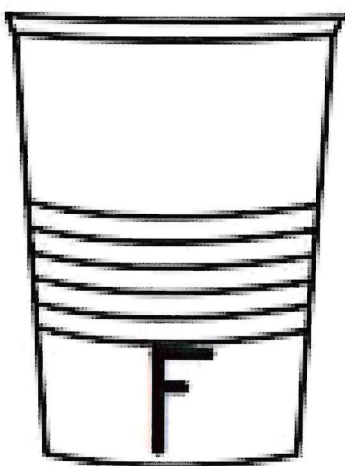
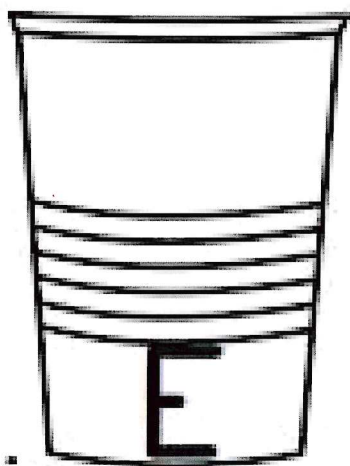
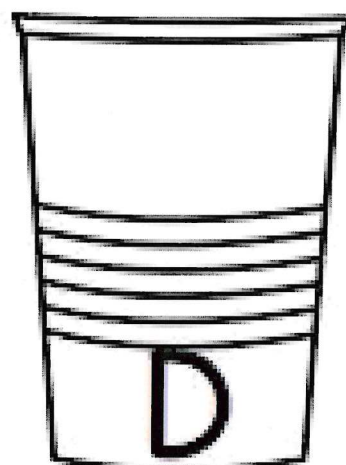
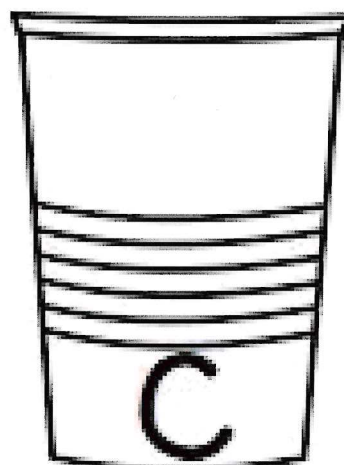
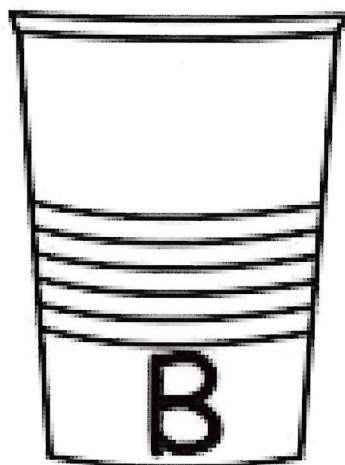
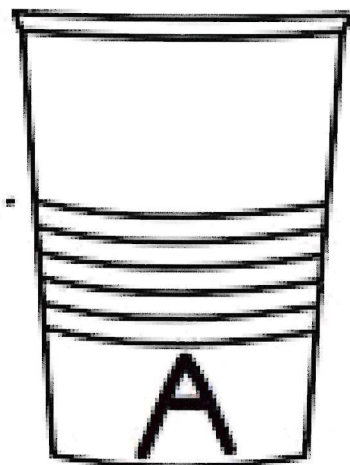
Scissor Practice Worksheet



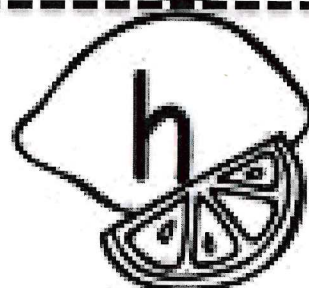

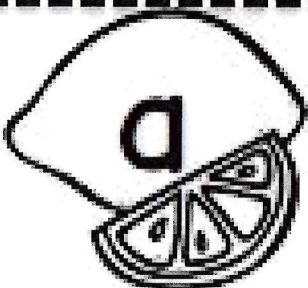

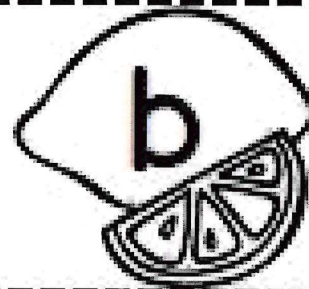
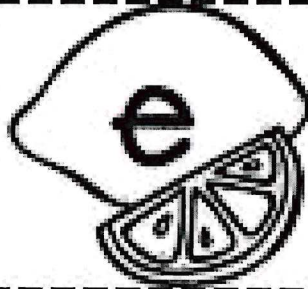



Name: _____


Color, cut and paste the lowercase lemon with the correct uppercase letter cup to make some summer lemonade. Color.



© www.preciousplayandlearn.com



Summer Fun - Count and Color



2

1

3



5

6


7



6

8

7



2

0

1

9

7




8



3

4

5



5

4

3

5

7

6



10

8

9

Name: _____

SUMMER *Bingo*


- Read 10 books (1 book per square)
- Practice math facts
- Count to 100 by 1's and 10's
- Practice all 62 sight words
- Write about an activity you did this summer.

Families: Please write completed activity on a square and initial.
Bring back to your first grade teacher at the start of the year.
Thank you!



Summer BINGO

(Entering 2nd Grade)



Directions:

Complete any 12 activities. Return your BINGO board to your second grade teacher by September 16th!


Name: _____

Practice math facts with a friend or adult	Read under a tree	Help make the grocery list	Visit www.nitrotype.com and practice typing for 15 minutes	Make a hopscotch board. Practice skip counting by 2's, 5's, or 10's
Use supplies from around the house to make a boat to see if it floats or sinks	Write a letter to your first-grade teacher	Read a recipe with an adult. Bonus points if you cook the recipe too!	Collect 10 objects (examples: rocks, shells, toy cars, marbles, sticks) and show all the ways to make 10	Visit a virtual amusement park and ride a rollercoaster. Tell us if you'd recommend it!
Count the amount of a group of coins	Go outside with family and talk about different things you see, hear, smell, and touch	Make a fort and read in your fort	Write about your favorite activity to do in the summer	Draw a picture of a place you visited. Then, write about what you did during your visit!
Write about your favorite cold treat and why it is your favorite	Read the instructions on something	Write your own addition word problem and show how to solve it	Use any objects and make a pattern	Write your own subtraction word problem and show how to solve it

Summer

BINGO

(Entering 3rd Grade!)



Name: _____

Practice math facts with a friend or adult	Read under a tree	Help make the grocery list	I-Ready Math Lesson 80% or higher	Make a hop scotch board. Practice skip counting by 2's, 5's or 10's
Read any kind of map	Write a letter to your second grade teacher	Read a recipe with an adult. Bonus points if you cook the recipe, too!	Collect 10 objects (examples could be: rocks, shells, toy cars, marbles, sticks) and show all the ways to make 10	Visit the public library
Count the amount of a group of coins	I-Ready Reading Lesson 80% or higher	Make a fort and read	Write about your favorite activity to do in the summer	Draw a picture of a place you visited. Then, write about what you did during your visit!
Write about your favorite ice cream flavor and why it is your favorite flavor	Read the instructions on something	Write your own addition word problem and show how to solve it	Use any objects and make an array	Write your own subtraction word problem and show how to solve it

Directions:

Complete **any** 12 activities. Return your BINGO board to your third grade teacher!

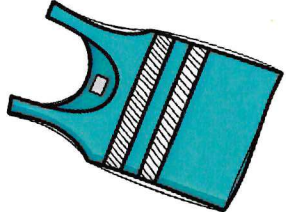



SUMMER BINGO

(Entering 4th Grade)


Directions: Complete any 9
activities. Return your
BINGO board to your 4th
grade teacher.

Name: _____



1. Sign in to iReady Math for 40 minutes weekly until August 1 st . Parent Initials: _____	2. Become a meteorologist. Track the weather for the week. Use the attached graphic organizer to describe. Parent Initials: _____	3. Using your multiplication flash cards. Practice your facts at least 3 times a week. Parent Initials: _____	4. Read a nonfiction book. Use the attached GRAPHIC ORGANIZER to write summary of the book. Parent Initials: _____
5. Keep a nature journal. Use the attached graphic organizer. Parent Initials: _____	6. Write a mystery about something going missing in your house. Use the attached sheet provided. Parent Initials: _____	7. Sign in to iReady Reading for 40 minutes weekly until August 1 st . Parent Initials: _____	8. Follow a recipe with your family. Make sure to use measuring cups and spoons. Parent Initials: _____
9. Write an e-mail to your new 4 th grade teacher. E-mails can be found on the b-k-w website. Parent Initials: _____	10. Write your own 2-step word problem. Have someone in your house solve it. Parent Initials: _____	11. Read a fiction book. Write a description of a character on the page provided. R.A.D.D Parent Initials: _____	12. Visit your local library! Parent Initials: _____

'S



Directions: Go outside and observe. Draw a picture and write a description of something you see.


NATURE JOURNAL

Date					
Picture: Draw a picture of what you see.					
Description: Using your 5 senses (Be smart!) Describe what you saw today.					


'S

WEATHER JOURNAL

Directions: Observe the weather. Draw a picture and write a description of something you see.




Date					
Picture: Draw a picture of what you see.					
Description: Describe the weather at your house.					



NONFICTION SUMMARY

Fill in the graphic organizer using *COMPLETE SENTENCES*.



TOPIC: (1-2 words)		
MAIN IDEA: One sentence. What was the book about? 		
Detail #1	Detail #2	Detail #3
SUMMARY: Put it altogether. Write the summary of your nonfiction book. 		

FICTION CHARACTER DESCRIPTION

After you read a FICTION book, write a description of one of the main characters. What character trait would you use to describe him/her. Why?. Draw the character to the left.

Inside Traits	Outside Traits
<p>What character trait would you use to describe him/her? R.A.D.D</p> <hr/> <hr/> <hr/> <hr/> <hr/> <hr/> <hr/> <hr/> <hr/> <hr/>	

MYSTERY WRITING

Write a mystery about something that went missing in your house.


Be sure to include:

- Beginning, middle and end
 - Dialogue between the characters.
- Descriptive words to show how the character is feeling, acting, and thinking.
- Correct capitalization, punctuation, and grammar

[illegible]

SUMMER BINGO

(STUDENTS ENTERING 5TH GRADE)




This summer BINGO sheet is a fun way to keep you learning throughout the summer.

Here is how it works:

- Complete at least one square from each column to receive credit.
- Attach any evidence of your work to this sheet and return it to your 5th grade teacher.
- Everything is due back in the fall for a school-wide reward.

MATH	READING	WRITING	SCIENCE	SOCIAL STUDIES
Pass at least 5 lessons on iReady Math.	Memorize a song and perform it or read a poem aloud.	Write and illustrate your own story.	Find an experiment or STEAM challenge online and complete it with your family.	Visit a museum virtually or in-person.
Practice your math facts for a total of 90 minutes.	Read an entire novel, book series, or listen to a book online.	Write an email or letter to your new 5th grade teacher and send it to them.	Start a science journal and write observations about things you can observe once a week through the summer. (Examples: the moon or growing plants)	Donate old toys or clothes -OR- volunteer to help out somewhere in your community.
Make a list of your school supplies and add up the total cost.	Pass at least 5 lessons on iReady Reading.	Start a journal and write in it at least 10 times over vacation.	Observe the stars silently for 15 minutes. OR Use a constellation chart to find different constellations.	Interview a parent or grandparent about their childhood.
Use your knowledge of fractions to double or half a recipe and then make it.	Read a book aloud to a friend or family member.	Write a summer bucket list of things you want to accomplish.	Make a sculpture out of recycled materials.	Visit a NYS historic site or park virtually or in-person

5th GRADE SUMMER BINGO



Dear 6th Grader,



This summer BINGO sheet is a fun way to keep you learning throughout the summer.

Here is how it works:

- Complete the 2 required BINGO squares.
- Complete at least 5 other BINGO squares of your choice (for a total of 7 squares)
- Attach any evidence of your work to this sheet and return it to your 6th grade homeroom teacher.
- Everything is due back by: September 13th for a schoolwide reward.

Sincerely,

The Fifth and Sixth Grade Teachers

REQUIRED 	REQUIRED 	
40 minutes of iReady Reading each week.	40 minutes of iReady Math each week.	Make a list of your school supplies and add up the total cost of everything.
Help plant a garden. Write the step-by-step process on a piece of paper. Attach the paper to this sheet.	Take a virtual or real tour of a nature center or historical site. Write 2 paragraphs about something you learned.	Write a persuasive essay to your family about a new pet you would like. Attach the essay to this sheet.
Read a book of your choice. What was the title? _____ _____	Read a book of your choice. What was the title? _____ _____	Read a book of your choice. What was the title? _____ _____
Write 3 goals you would like to accomplish in 6 th grade. Hang them in your room to remind yourself of them.	Interview someone important to you. Attach the interview questions and responses to this sheet.	Write a letter or email to your 6 th grade teacher and tell them all about your summer. If you write a letter, send it in the mail to the school.