


Name: _____




Summer BINGO

(Entering Kindergarten)

Directions: Complete 15 activities of your choice. Return your BINGO board to your Kindergarten teacher by Friday, September 16th.

Draw a picture and write a sentence about it.	Practice writing your first and last name. Then identify the letters in your name.	Complete the attached addition worksheet.	Count to 20 by 1's.
Complete the attached subtraction worksheet.	Complete the attached rhyming worksheet.	Go on a shape hunt. Find an object that is a rectangle, circle, square, and triangle. Draw a picture of them.	Complete the attached scissor practice worksheet.
Complete the attached syllables worksheet.	Review all 16 Pre-K sight words.	Write 3 sentences using your sight words.	Find 2 objects in your house that rhyme and draw a picture of them.
Read a book with someone in your family. Discuss the role of the author/illustrator.	Count to 20 by 1's.	Practice writing your first and last name. Then identify the letters in your name.	Practice writing numbers 1-10.
Go on a nature walk. Find 3 small rocks, 4 green leaves, and 5 sticks. Count each set of objects.	Practice writing the Pre-K sight words.	Draw a pattern using crayons or markers on a piece of paper.	Sing the ABCs.



Under the Sea

Name _____

Addition


Directions: Count the creatures under the sea. Add them together. Then color the pictures.

$\underline{\quad} + \underline{\quad} = \underline{\quad}$

$\underline{\quad} + \underline{\quad} = \underline{\quad}$

$\underline{\quad} + \underline{\quad} = \underline{\quad}$

$\underline{\quad} + \underline{\quad} = \underline{\quad}$



$\underline{\quad} + \underline{\quad} = \underline{\quad}$

$\underline{\quad} + \underline{\quad} = \underline{\quad}$

$\underline{\quad} + \underline{\quad} = \underline{\quad}$

$\underline{\quad} + \underline{\quad} = \underline{\quad}$




Sea Creatures


Name _____

Subtraction


Directions: Use the pictures to solve the problems. Then color the pictures.




$$4 - 2 = \underline{\quad}$$




$$3 - 1 = \underline{\quad}$$




$$6 - 4 = \underline{\quad}$$




$$8 - 5 = \underline{\quad}$$



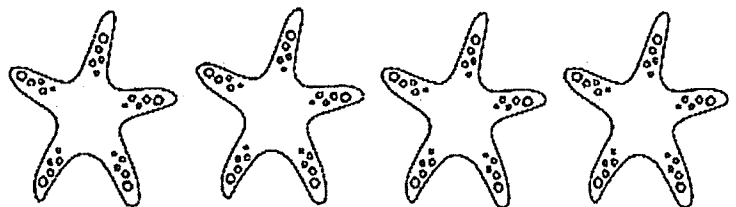
$$7 - 4 = \underline{\quad}$$



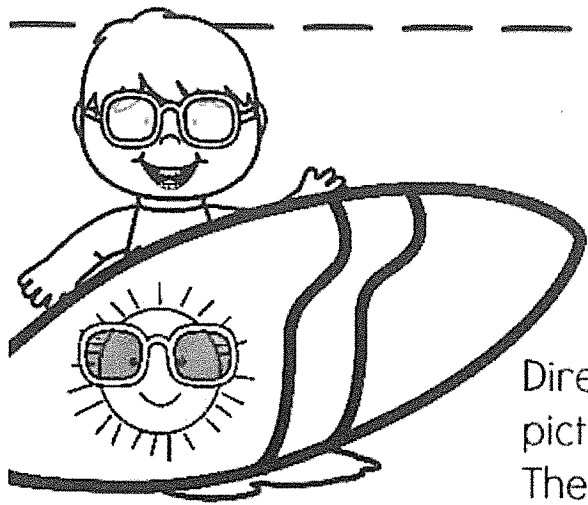
$$5 - 3 = \underline{\quad}$$



$$8 - 4 = \underline{\quad}$$



$$4 - 1 = \underline{\quad}$$



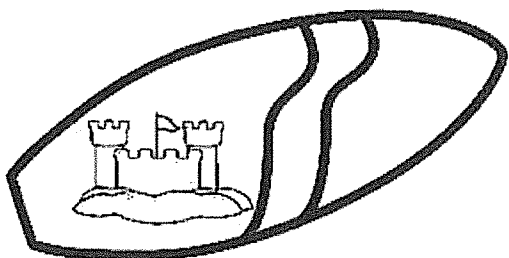
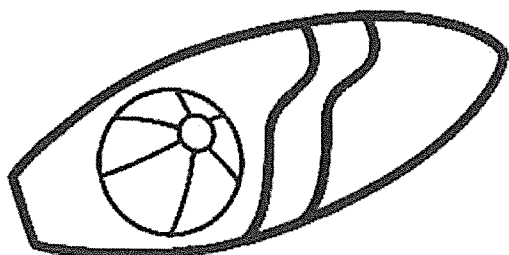
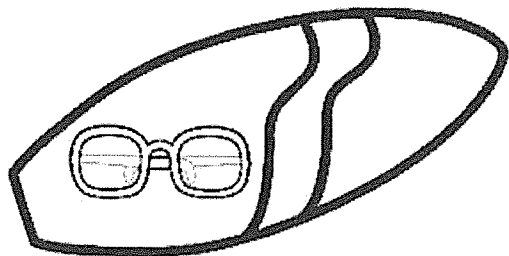



Name _____

Surfing

Syllables

Directions: Help the surfer ride the waves. Say the word pictured on each surf board. Count how many syllables. Then draw a line from the board over that many waves.














Name _____

Rhyming Words


Flip Flop Pairs


Directions: Sort the flip flops into pairs. Find two that rhyme and color them the same color.






Name: _____

Draw a picture and write a sentence about it.





Scissor Practice Worksheet



Pre-K Sight Words

a

am

and

do

for

go

I

is

like

me

my

the

to

see

you

what